



# Corbelle® Comfort Height®

Elongated chair height toilet bowl  
K-4144

## Features

- Elongated bowl offers added room and comfort.
- Skirted trapway simplifies cleaning.
- Revolution 360® flushing technology generates a forceful swirling motion to keep the bowl clean longer.
- Comfort Height® feature offers chair-height seating that makes sitting down and standing up easier for most adults.
- 2-1/8" (54 mm) fully glazed trapway.
- Patented ReadyLock™ installation system, a simple solution for skirted toilets, saves time, hassle, and eliminates the need to drill into the floor for standard 12" (305 mm) rough-in.
- CleanCoat™ surface treatment inhibits the growth of water scale and mineral stains for improved ease of cleaning.
- Combines with the K-4143/4143-RA tank to create a complete K-3814/3814-RA Corbelle toilet.
- Patented ReadyLock™ installation system, a simple solution for skirted toilets, saves time, hassle, and eliminates the need to drill into the floor for standard 12" (305 mm) rough-in.

## Installation

- Standard 12" (305 mm) rough-in.
- 10" and 14" (254 mm and 356 mm) rough-in kits also available.
- Seat sold separately.

## Recommended Products/Accessories

K-4143 Toilet tank, 1.28 gpf  
K-23726 Drain treatment

## Included Components

Additional Components:  
ReadyLock™ installation system



## Codes/Standards







ASME A112.19.2/CSA B45.1

## KOHLER® Toilets and Seats Limited Warranty

See website for detailed warranty information.

## Available Colors/Finishes

*Color tiles intended for reference only.*

Color	Code	Description
	0	White
	96	Biscuit
	NY	Dune
	95	Ice™ Grey
	G9	Sandbar
	7	Black Black™



## Corbelle® Comfort Height®

Elongated chair height toilet bowl

**K-4144**

No image available.

This product is a component and not intended to be a standalone installation.

### Technical Information

All product dimensions are nominal.

Toilet type:	Floor-mount
Flush type:	Revolution 360®
Trap passageway:	2-1/8" (54 mm)
Rough-in:	12" (305 mm)

### Notes

Install this product according to the installation instructions.